

## Placement Test Instructions

This placement test can help you determine whether your child is ready for the Math 3 Teaching Textbook. The test is not perfect, so in making any final placement decision also use common sense.

The student should work independently without the use of a calculator. It is not necessary to time the test, but most students will finish in less than  $1\frac{1}{2}$  hours.

### Scoring

The test is divided into two sections. Section 1 includes problems 1 – 15. This is the simpler part of the test, covering whole numbers. Section 2 includes problems 15 – 30. It is the more difficult part of the test, covering fractions and decimals.

The student is probably ready for Math 3 if he/she makes the following scores on the two sections.

**10 or more correct on Section 1 (problems 1 – 15)  
and 8 or more correct on Section 2 (problems 16 – 30),**


If the student's score falls below this level, a standard textbook for 2<sup>nd</sup> graders is probably a better starting point.

## Math 3 Placement Test

### Section 1

Answer each question below. After you finish a problem, put the letter that appears beside it in the proper blank.

1.  $10 - 0 =$  \_\_\_\_\_ (n)
2.  $1 + 3 =$  \_\_\_\_\_ (o)
3.  $17 - 4 =$  \_\_\_\_\_ (e)
4.  $13 - 2 =$  \_\_\_\_\_ (c)
5.  $8 + 8 =$  \_\_\_\_\_ (g)
6.  $9 + 5 =$  \_\_\_\_\_ (s)
7.  $6 + 0 =$  \_\_\_\_\_ (a)
8.  $10 - 2 =$  \_\_\_\_\_ (t)
9.  $12 - 5 =$  \_\_\_\_\_ (o)



\_\_\_\_\_

11      7      10      13      14      8      4      16      6

Answer each question below.

10.  $94 =$  \_\_\_\_\_ tens + \_\_\_\_\_ ones
11. How many hundreds are in the number 285? \_\_\_\_\_
12. List these numbers in order from smallest to largest: 14, 72, and 35. \_\_\_\_\_
13. Is 4 an odd or an even number? \_\_\_\_\_
14. How many pennies does it take to equal a dime? \_\_\_\_\_
15. How many sides does a triangle have? \_\_\_\_\_

**Section 2**

Add or subtract each pair of numbers below.

16. 
$$\begin{array}{r} 28 \\ - 3 \\ \hline \end{array}$$

17. 
$$\begin{array}{r} 36 \\ + 42 \\ \hline \end{array}$$

18. 
$$\begin{array}{r} 59 \\ - 27 \\ \hline \end{array}$$

19. 
$$\begin{array}{r} 26 \\ + 38 \\ \hline \end{array}$$

20.  $5 + 2 + 6$  \_\_\_\_\_

21.  $41 + 23 + 15$  \_\_\_\_\_

Find the missing number in each problem below.

22.  $4 + \underline{\quad} = 5$

23.  $\underline{\quad} + 6 = 12$

24.  $\underline{\quad} - 5 = 6$

Multiply each pair of numbers below.

25.  $2 \times 1$  \_\_\_\_\_



26.  $3 \times 2$  \_\_\_\_\_

27.  $4 \times 3$  \_\_\_\_\_

For each picture below, tell what fraction the shaded piece stands for.


28. \_\_\_\_\_

29. \_\_\_\_\_



Solve the word problem below.

30. Johanna has 3 silver spoons, but her friend Andrea has 5. How many silver spoons do the two have together? \_\_\_\_\_



**MATH 3  
PLACEMENT TEST**

1. 10
2. 4
3. 13
4. 11
5. 16
6. 14
7. 6
8. 8
9. 7
10. 9, 4
11. 2
12. 14, 35, 72
13. Even
14. 10 pennies
15. 3 sides
16. 25
17. 78
18. 32
19. 64
20. 13
21. 79
22. 1
23. 6
24. 11
25. 2
26. 6
27. 12
28.  $\frac{1}{2}$
29.  $\frac{1}{4}$
30. 8 silver spoons